




MANUAL DE MONTAGEM

BRAÇO ROBÓTICO



Introdução

Diante da dificuldade dos makers em fazer a montagem do Braço Robótico MeArm, usando o manual de montagem original, a Eletrogate criou esse novo manual com muitas figuras ilustrativas.

O objetivo foi tornar o mais intuitivo possível, dessa forma sem descrição de texto. Esperamos que facilite bastante a montagem do braço.

A sequência de 70 figuras corresponde à sequência de montagem. Portanto não tente montar peças das figuras seguintes antes de montar as sequências anteriores.

Se tiver dúvida na montagem de alguma peça, visualize as figuras seguintes. Assim poderá ver a mesma peça em um outro ângulo, facilitando a compreensão.

Fotografias, edição e montagem das mesmas foram realizadas por mim.








Mas se ainda assim tiver dúvidas ou se tiver sugestões, por favor entre em contato com a gente através do e-mail contato@eletrogate.com











Gustavo Murta

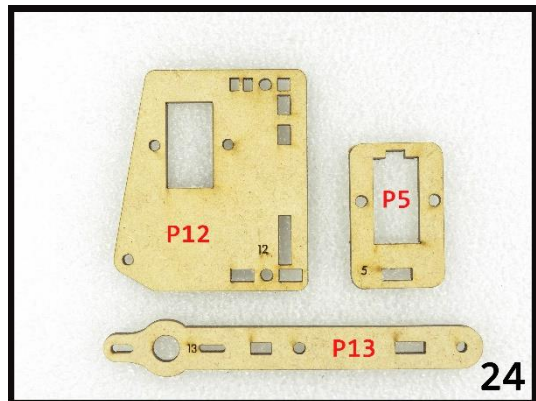
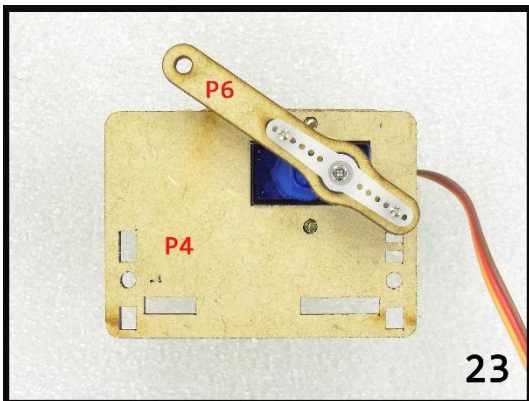





Consultor e Projetista de Sistemas Embarcados, Técnico em Eletrônica e formado em Curso superior de TPD, pós-graduado em Marketing. Trabalhou por muitos anos na IBM na área de manutenção de computadores de grande porte. Aposentou-se, podendo curtir o que mais gosta: estudar e ensinar Tecnologia. Hobbista em eletrônica desde 1976. Gosta muito de Fotografia e Observação de aves.







MANUAL DE MONTAGEM
BRAÇO ROBÓTICO

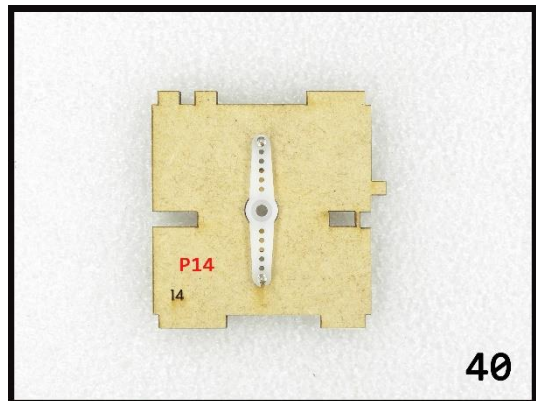


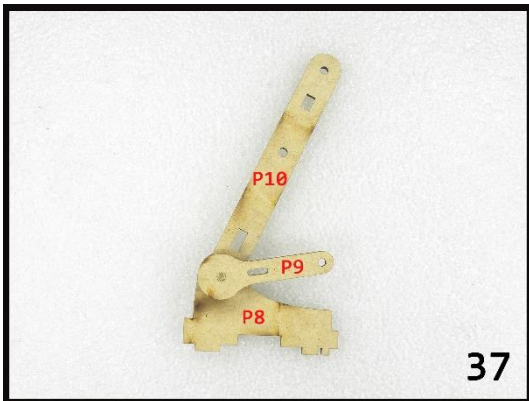
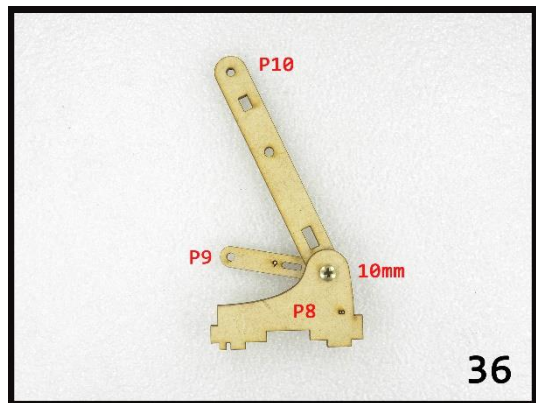
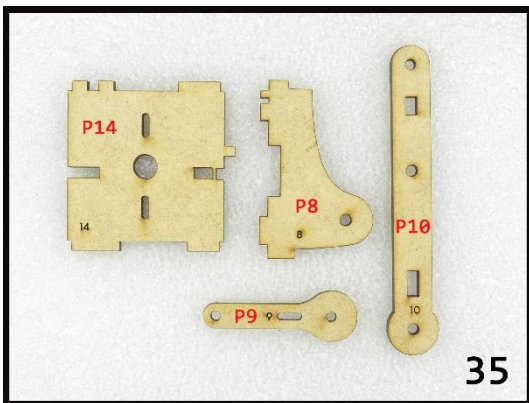













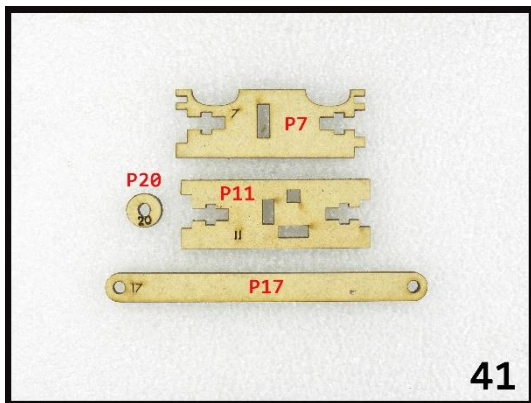
MANUAL DE MONTAGEM
BRAÇO ROBÓTICO
















MANUAL DE MONTAGEM
BRAÇO ROBÓTICO




MANUAL DE MONTAGEM
BRAÇO ROBÓTICO




MANUAL DE MONTAGEM
BRAÇO ROBÓTICO




57




58



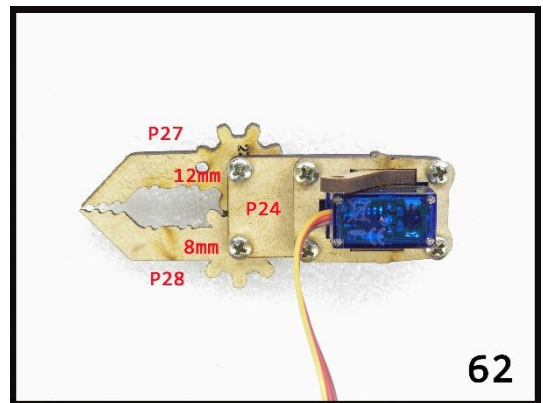
59



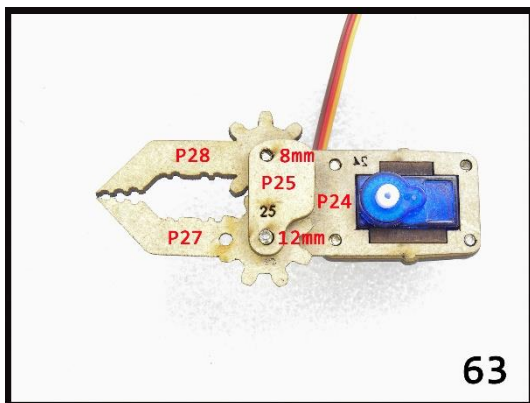
60



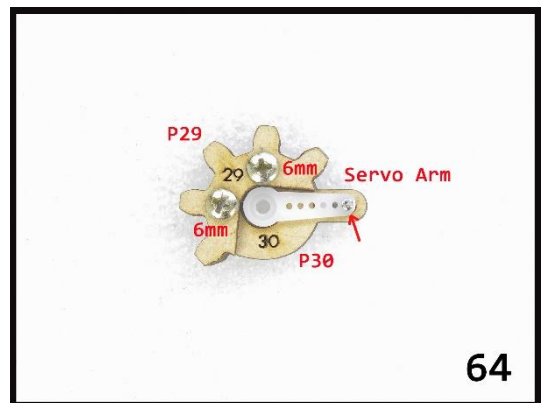
61



62



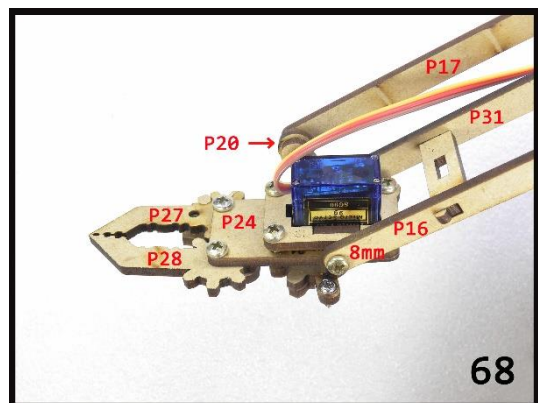
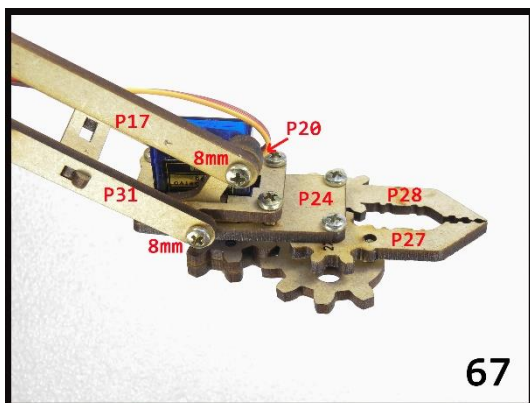

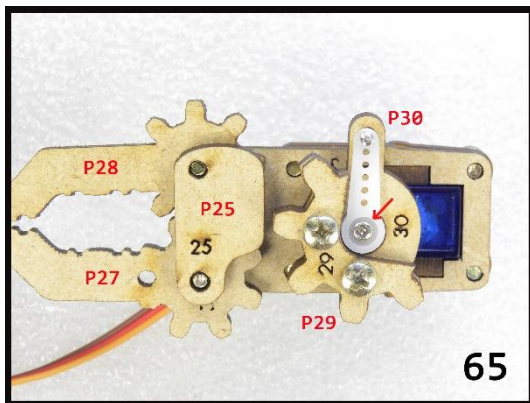


63



64

MANUAL DE MONTAGEM
BRAÇO ROBÓTICO



Manual de montagem do Braço Robótico MeArm
Versão 1.0 - março/2020

APOSTILA KIT

BRAÇO ROBÓTICO

Esta apostila acompanha o **Kit BRAÇO ROBÓTICO** da Eletrogate, e contém conteúdos relacionados a todos os componentes do Kit.

WWW.ELETROGATE.COM



Eletrogate